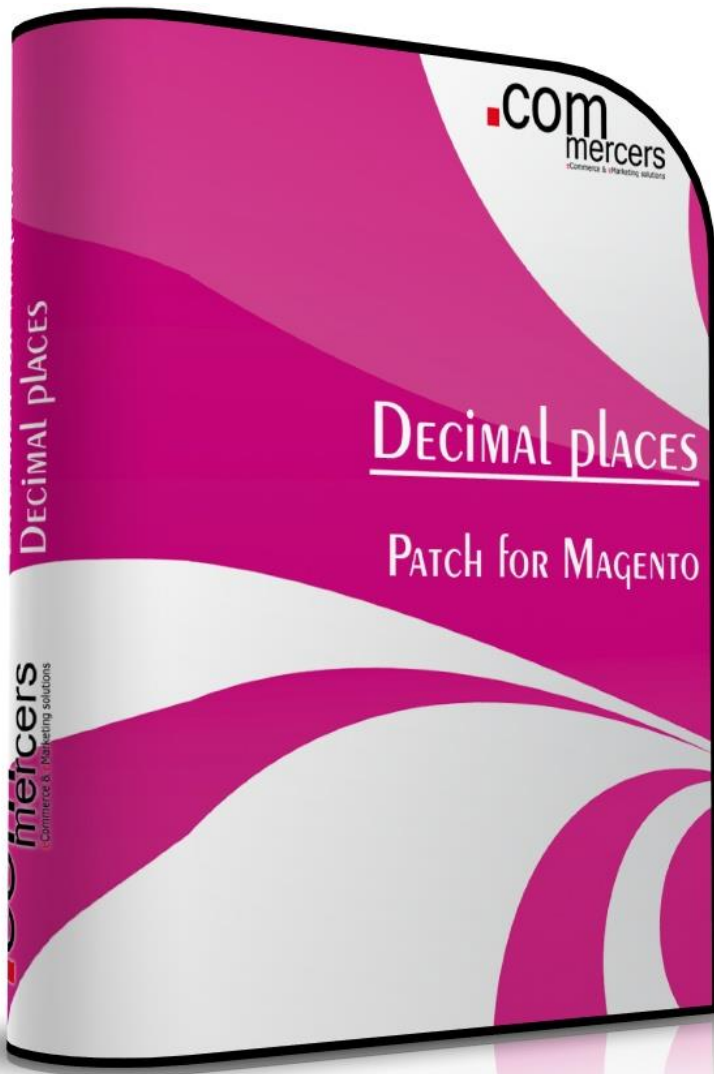


# .commercercs Patch User Guide

## Decimal Places

(May, 2015)



 **commercercs**

## Scope of Patch

---

Using this patch for Magento you will be able to set decimal places in quantities of virtual items without stock management (e.g. working hours)

commercercers



# Installation

---

1. For security reasons create a backup of your web shop (database and files), don't try new patches in live shops without having tested them.
2. Deactivate shop compilation (if activated). Go to admin panel → System → Tools Compilation.
3. Usually you can use the Magento Connect feature to install the patch. Just go to System → Magento Connect → Magento Connect Manager – Search for the tgz file and upload it.
4. In case you cannot use the above method, unzip the file (twice) and copy the folders to the root folder of your shop installation. You can delete the package.xml file.
5. Go back to admin panel and clear cache. Go to System → Cache Management.
6. Log out and log in again.

If you have any trouble with the patch, you can disable it:

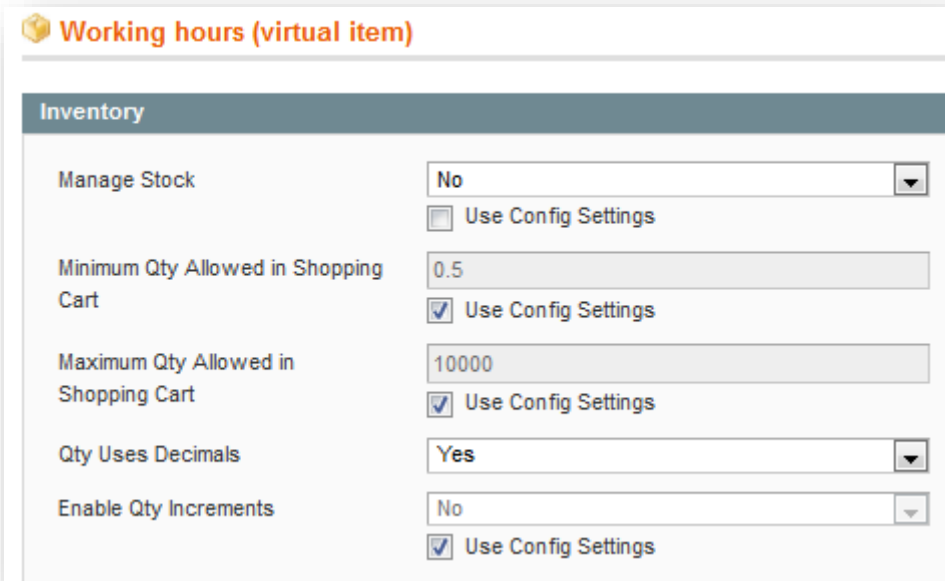
1. Go to `app/etc/modules/Commercercers_ShowQtyDecimal.xml` and change `<active>true</active>` to `<active>false</active>`
2. Afterwards, please contact us on [info@commercercers.com](mailto:info@commercercers.com) describing the problem.

commercercers



## ■ Configuration - General

In the inventory section of each item you can configure the following parameters:



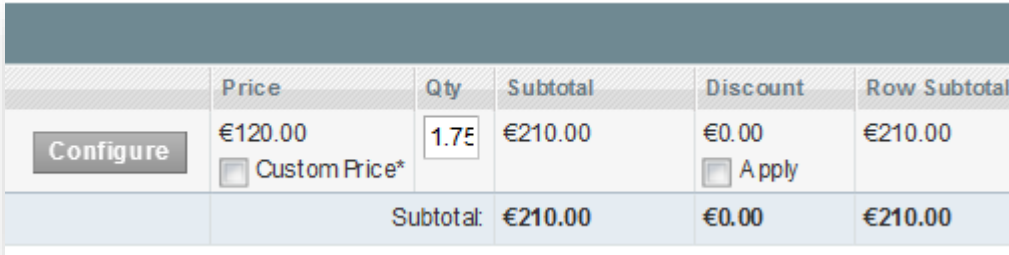
Inventory	
Manage Stock	No <input type="checkbox"/> Use Config Settings
Minimum Qty Allowed in Shopping Cart	0.5 <input checked="" type="checkbox"/> Use Config Settings
Maximum Qty Allowed in Shopping Cart	10000 <input checked="" type="checkbox"/> Use Config Settings
Qty Uses Decimals	Yes
Enable Qty Increments	No <input checked="" type="checkbox"/> Use Config Settings

For virtual items without stock management, e. g. working hours, please click No for “Manage Stock” and Yes for “Qty Uses Decimals”.

commercercers

## ■ Configuration - General

Let's have a look at a specific order of a virtual item without stock management:



The screenshot shows a configuration table with the following data:

	Price	Qty	Subtotal	Discount	Row Subtotal
<input type="button" value="Configure"/>	€120.00 <input type="checkbox"/> Custom Price*	1.75	€210.00	€0.00 <input type="checkbox"/> Apply	€210.00
Subtotal:			€210.00	€0.00	€210.00

In this example the sales price is set to € 120.00 per item. An order of 1.75 of this item signifies an increase of the subtotal to € 210.00.

commercercers

Short



## Contact us

---

info@commercercs.com

Tel. +49 38731 / 3998-21

Fax. +49 38731 / 3998-19

www.commercercs.com

# CO mmercercs

